Technisches Merkblatt Inox-Spray

Uitermate geschikt voor het afdichten van lasnaden en -punten bij gas- en puntlassen. Bij puntlassen tussen carrosserieplaten beschermt het tegen corrosie. ColorMatic Inox Spray is een hoogwaardige corrosiebescherming maar ook een oppervlaktecoating. Overspuitbaar met alle gangbare verfsystemen.

Gebruik: Ideaal voor industriële toepassingen.

Quality and properties

- Weldable
- Good corrosion prevention at using between auto body sheets at spot welding
- Excellent coverage
- Very good flow
- Quick-drying
- Very hard surface
- Excellent resistance to weathering
- Re-coatable with commercial coatings

Physikalische und chemische Daten

- **Basis of the binder:** Polyvinylbutyral
- **Colour:** grey
- **Smell:** solvent
- **Efficiency:**
  Depending on consistence and color of the ground:
  400 ml are sufficient for approx. 1.0 m²
- **Drying time (at 20°C, 50% relative air humidity):**
  30-40 minutes
  The drying time depends on surrounding temperature, air humidity and thickness of the applied coat.
- **Temperature-resistant:** up to 250°C
- **Storage stability:**
  Aerosols: 10 years if appropriate storage provided (=10°-25°C, relative air humidity of max. 60%)
- **Size:**
  Aerosoldosen, maximales Nennvolumen 400 ml
- **VOC-value:** < 268,0 g/l

Environment and labelling

Environmentally sound: European Aerosols is committed to apply formulations without restricted or critical ingredients and to achieve best possible performance. The caps and packagings are made of recyclable material.

Disposal: Only the completely emptied cans should be put into the recycling skip or appropriate container for reclaimable refuse. Cans which are not empty should be disposed off as "special refuse".

Marking/Labelling: All products made by European Aerosols comply with the actual labelling regulations according to Preparation Guideline 1999/45/EG. All aerosols correspond to TRGS 200 and TRG 300 as well as to aerosol guideline 75/324/EWG in the actually valid version.

Using instructions

Before use, carefully read and observe the warning texts on the label!

Application

- Bring the can to room temperature
- The area must be dry and free of dust and grease
- Sand if necessary
- Shake can vigorously for 2 minutes
- Carry out spray test
- 2-3 coats with intermediate drying of approx. 3-5 minutes
- Don't use polyester products afterwards

- For professional use only
- Wear an appropriate respirator (recommended type A2/P3)

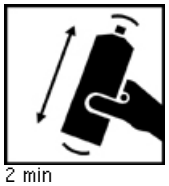
2 min

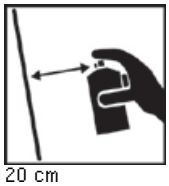
20 cm

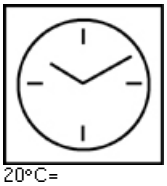
20°C=
30-40 min

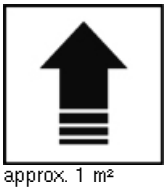
approx. 1 m²

Disclaimer of liability

This application-technological information is given to the best of our knowledge. The notes mentioned herein are, however, non-binding and do not exempt you from own tests to see whether the products supplied by us are suitable for your special application. The use and processing is beyond our control and therefore exclusively in the responsibility of the user. European Aerosols is let off the liability, unless the liability-based incident is caused by a fault incurred to European Aerosols.

As of May 10, 2016
This release replaces all eventually earlier issued versions.

Print date: 19.04.2024

European Aerosols | Wolfraamweg 2 | 8471 XC Wolvega | NL | info-nl@european-aerosols.com